

Rack Installation




No Tools




Tie Rack

2 pins hold rack in place, while 1 pin on top prevents tipping when rack is extended. Tie Rack slides out for access & retracts for storage.




Includes
3 Pins per Rack.



Belt Rack

2 pins hold rack in place, while 1 pin on top prevents tipping when rack is extended. Belt Rack slides out for access & retracts for storage.




Includes
3 Pins per Rack.



Coat Rack

2 pins hold rack in place, while 1 pin on top prevents tipping when rack is extended. Coat Rack slides out for access & retracts for storage.



Includes
3 Pins per Rack.