

Solid Wood Systems



Designed by Nature

Their Material:

PARTICLE BOARD

Other closets are made with Particle Board (aka MDF, Melamine, Engineered Wood)...



Wood is shredded



Actual Factory Photo


Formaldehyde Resin is added



Wood chunks are baked into panels



Looks like real wood



A graphic is printed on paper-based material to look like wood and then glued to the particle board.

It's actually a printed graphic

be | informed

WARNING

FACT: California EPA says Closets made with CARB 93120 Phase 2 (Particle Board) should be stored in your garage for 3 days to let the formaldehyde gases release before bringing it into your home.

FORMALDEHYDE

What you should know about Particle Board:



The formaldehyde used to bind wood chips in particle board will break down and aerosolize over time. This phenomenon has been studied extensively and the half-life of formaldehyde calculated. The greatest amount of particle board off-gassing occurs during the first year after the piece is manufactured. After the first or second year, the rate at which formaldehyde seeps out of the piece drops off. However, particle board pieces can continue emitting small amounts of gas for up to 10 years.

Source: National Institute of Health (NIH) & California EPA

CANCER RISK

What you should know about Formaldehyde:

Formaldehyde has been proven to cause cancer in over 30 years of laboratory research and studies. Virtually every government, national and international health agency states that formaldehyde is a known human carcinogen (cause of cancer), including Centers for Disease Control (CDC), U.S. Environmental Protection Agency, American Cancer Society and National Cancer Institute. Scientific and health reference sites rank formaldehyde as one of the top ten deadliest chemicals known to man. Details at: www.LundiaUSA.com



Our Material:



We use Solid Pine and Hemlock responsibly harvested from FSC Certified Forests.

Our lumber comes from "Single Tree Harvesting" of FSC certified forests in Oregon and Northern California. Typical harvest is only 2 to 4 trees that are hand selected per one full acre of forest.

SOLID WOOD



Solid Wood Shelves (Display Shelf Shown)

SAFE MATERIALS



Solid Wood Drawers & Components



Solid Wood Frames

It is so simple to create a Lundia System.



1. Measure your space

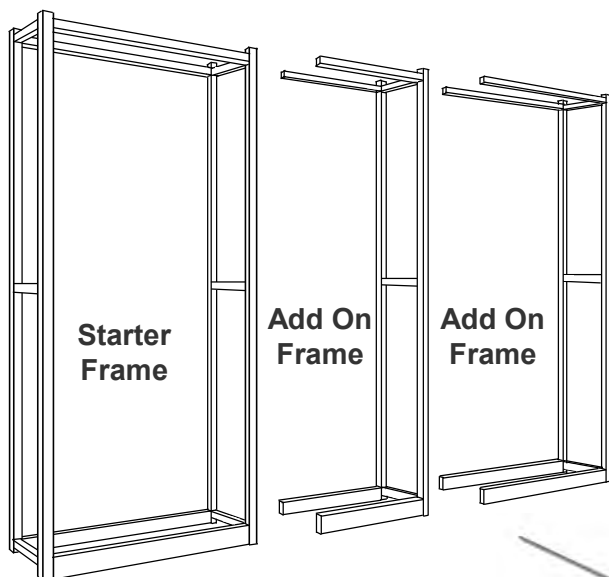
Our standard Lundia Closet System is 15" deep and 84" high. Our standard sections of frame widths are 18", 24", 30", 32", 36", 42" and 48". Custom widths are also available if needed.

Want more sizes?

We offer 5 depths and 13 Heights:

Depths: Available in 9", 12", 15", 18" & 24"

Heights: Available in 18", 24", 30", 36", 48", 60", 72", 84", 96", 108", 120", 132" and even our massive 144" (12' high).



2. Fill your space with our Frame Assemblies

Begin with a "Starter Frame" and connect "Add On Frames" to fill your space. You don't need to worry about wall placement or alignment with wall studs, since each frame stands on its own.

3. Add components


Choose from flat shelves, display shelves, hang bars and more. All of our components slide into our frames with little to no assembly required. Steel pins support each component. They can be easily adjusted up and down in 1" high increments within the frame.

Our solid wood drawers come with the drawer box fully assembled. A separate solid wood front attaches with 2 to 4 wood screws.

84" high closet as shown:
1 - 36" wide Starter Frame
1 - 24" wide Add On Frame
1 - 36" wide Add On Frame
7 - 36" wide Flat Shelves
2 - 36" wide Display Shelves
4 - 24" wide Flat Shelves
4 - 24" wide Display Shelves
3 - 36" wide Hang Bars
3 - 24" wide Drawers



It is just as simple to install a Lundia System!



Assemble your frames

"Starter" and "Add On Frames" bolt together easily with an Allen wrench that is included. No power tools are needed to put a Lundia System together. Only our drawers require a screwdriver.



Allen Head Bolt with End Upright




All Thread Bolt with Shared Upright



Allen Head Bolt

All-thread Bolt (Use w/Add On Frames)



Embedded Nut

All-thread bolts are used with middle/shared uprights. Allen Head bolts are used at ends. The bolts go into steel nuts that are embedded inside the solid wood rails.

Add Components

All of our components slide into the channels in our solid wood uprights and have 1" height adjustments.



Customer Photo



Hang Bars



Drawers



Standard Shelves



Accessory Racks



Display Shelves



Other components include doors, additional racks and hooks, countertops and trim boards. We are always adding new components that are reverse engineered to work with any existing Lundia installations.

Walk-In Closets

Our Lundia System is incredibly modular. All components can be easily adjusted up or down at any time in 1" increments.



Steel pins support components in solid wood

Painted White Finish

Water based, Low VOC finish

List of Components for this Photo:

- 1 - 15"deep x 24"wide x 84"high Starter Frame w/2 closed ends
In this frame:
 - 8 - Standard Shelves (7 with shoes and one on top)
 - 2 - Display Shelves with shoes
- 1 - 15"deep x 30"wide x 84"high Starter Frame w/1 closed end
In this frame:
 - 5 - Standard Shelves (Includes top and bottom)
 - 1 - Hang Bar Set
- 1 - 15"deep x 32"wide x 84"high Starter Frame w/1 closed end
In this frame:
 - 3 - Standard Shelf (Top, middle and bottom)
 - 2 - Hang Bar Sets



Walk-In Closets

List of Components for this Photo:

Left Hand Side:

1 - 15"deep x 30"wide x 84"high Starter Frame w/1 closed end

In this frame:

7 - Standard Shelves (Includes top and bottom)

1 - Hang Bar Set

1 - 15"deep x 30"wide x 84"high Starter Frame w/open ends

In this frame:

2 - Standard Shelves (Top and middle)

2 - Hang Bar Sets

Right Hand Side:

1 - 15"deep x 24"wide x 84"high Starter Frame w/1 closed end

In this frame:

6 - Standard Shelves (Includes top)

3 - 6"high Drawers (Fronts are 7 3/4"high)

2 - 3"high Drawers (Fronts are 3 3/4"high)

1 - 15"deep x 36"wide x 84"high Add On Frame w/1 closed end

In this frame:

6 - Standard Shelves (Includes top and bottom)

1 - Hang Bar Set

Lundia is incredibly strong. Our system is commercially rated. For over 75 years Lundia has withstood the test of time in thousands of installations throughout the U.S.



Early photo of Lundia supporting over a dozen men.

Gray Wash Finish

Water based, Low VOC finish



Walk-In Closets

Lundia is a worldwide brand in over a dozen countries with 75 years of history. Originally established in the Netherlands in 1946.



Cherry Finish
Water based, Low VOC finish




Painted White

Customer Photo



Pecan Finish

Customer Photo



Customer Photo

Reach-In Closets



Lundia is easy to install!



Cherry



Pecan

Customer Photo



Black

Customer Photo



Gray Wash

Reach-In Closets & Wardrobes

Absolutely NO particle board
melamine, MDF, or fake wood
(All made with formaldehyde)



Why allow one
of the most
toxic
chemicals
in the most
confined
space in
your home?



Safe materials
for a safe home



Painted White



Gray Wash

Customer Photo



Pecan



White
Doors

Clear Frame



Cherry

Customer Photo

Home Office

Solid Wood Workstation
with 24"d x 48"w Peninsula Top

Painted White Uprights & Doors
Clear Finish on Shelves & Peninsula Top
Water based, Low VOC finish



Home Office

Solid Wood Workstation
with 24"d x 48"w In-Line Desk Top
Black Frames
Painted White on Shelves,
Drawer Fronts & Desk Top
Water based, Low VOC finish

Peninsula Desk
30"d x 72"w
Black Frames
Clear Finish on
Shelves & Desk Top
Water based, Low VOC finish



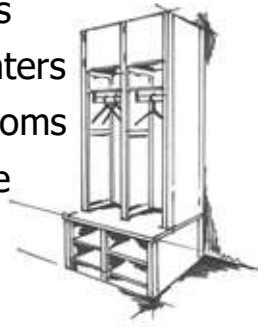
More Solutions



Cherry



- Modular Bookcases
- Entertainment Centers
- Laundry & Mud Rooms
- Shelving & Storage
- Garage Systems
- Sliding Closets



Cordovan Finish



Black & Clear Finish



Cordovan Finish



Clear Finish

Frame Assemblies

Closet Starter Frames



Std. Open Ends Add 1 1/4"
 1 Closed End Add 1 7/8"
 2 Closed Ends Add 2 3/8"

Standard 15" Closet Frames:

- 18"wide x 15"deep x 84"high
- 24"wide x 15"deep x 84"high
- 30"wide x 15"deep x 84"high
- 32"wide x 15"deep x 84"high
- 36"wide x 15"deep x 84"high
- 42"wide x 15"deep x 84"high
- 48"wide x 15"deep x 84"high

IMPORTANT NOTE:

Assembled widths will vary. See noted dimensions below each frame rendering to determine what additional measurement to add to the nominal size of any of the above widths (depending on uprights).

Closet Add On Frames



Std. Open End Add 0"
 1 Closed End Add 1/2"

Note: Inside frame widths are 1 1/2" less than the frame itself.

Looking for more sizes?

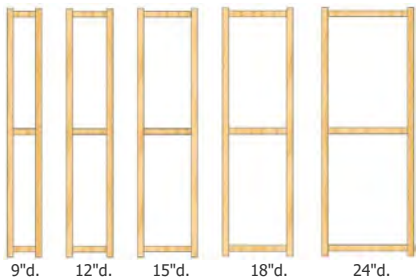
5 Available Depths

We do NOT make custom depths

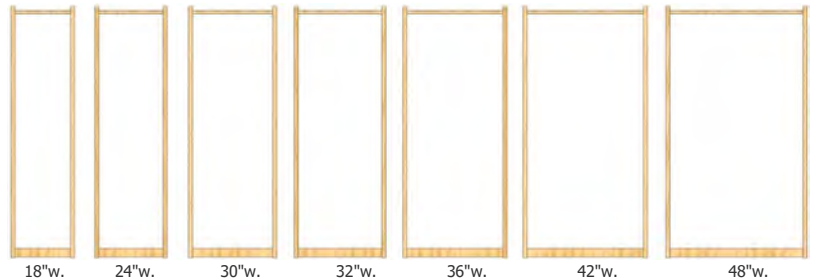
7 Available Widths

YES, we can make custom widths
 (Custom sizes ONLY in 1" increments)

Side Views of Uprights



Front Views of Assembled Starter Frames (Top and bottom shelves are NOT included)

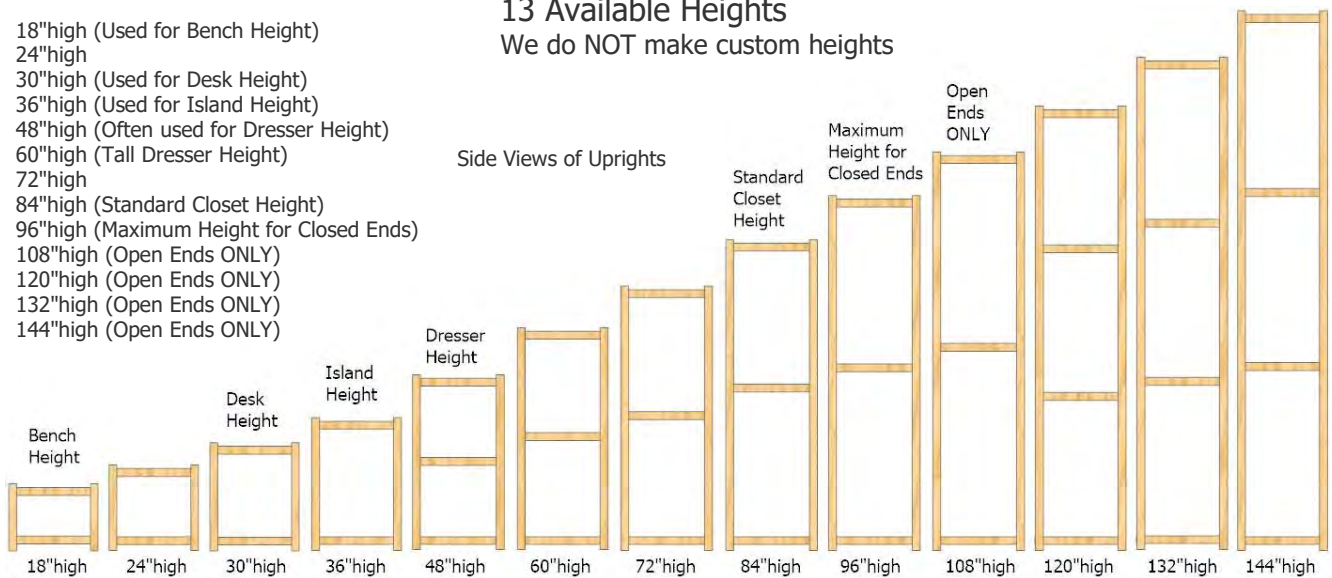


- 18"high (Used for Bench Height)
- 24"high
- 30"high (Used for Desk Height)
- 36"high (Used for Island Height)
- 48"high (Often used for Dresser Height)
- 60"high (Tall Dresser Height)
- 72"high
- 84"high (Standard Closet Height)
- 96"high (Maximum Height for Closed Ends)
- 108"high (Open Ends ONLY)
- 120"high (Open Ends ONLY)
- 132"high (Open Ends ONLY)
- 144"high (Open Ends ONLY)

13 Available Heights

We do NOT make custom heights

Side Views of Uprights



Components

All of our components slide into the channels in our solid wood uprights. Everything is adjustable on increments of 1" high. NOTE: Pine horizontal surfaces can and will have knots (Shelves). Hemlock vertical surfaces will have little to no knots (Frames, Cross Rails, Drawer Fronts and Doors). In addition to the components shown below, we also offer solid wood trim boards (for a built-in look), adjustable wood rails and installation brackets.

Standard Shelves



Display Shelves



Hang Bar Sets



Drawers



Doors



Accessory Racks



Wood Benches



Custom Countertops



Optional Backs



Specifications



Steel Pins
Pins are used to support all components. Adjustable on 1" high increments.

Upper Cross Rails
Set of 2 (Front & Back)
Approx. 1 3/8" h
Solid Hemlock

Standard Shelf Top
Non-Structural. Our Standard shelf used for a finished look and storage on top of frame.



Doors
Solid Wood Frames
Shaker style only as shown
Soy Ply panel



Standard Shelf
Approx. 3/4" thickness
Solid Pine. 24" w shelf
can hold over 500 lbs.



Display Shelf
Approx. 3/4" thickness
with 1 1/4" h front ledger
Solid Pine

Open Back
Standard Open Back
Back Panels are available for aesthetics only. No structural purpose for backs.

Lower Cross Rails
Set of 2 (Front & Back)
Approx. 3" h Solid Hemlock



Open Upright
Approx. 1 3/8" thickness
Solid Hemlock

Standard Shelf Bottom
Standard shelf set on 3" h Cross Rails

Hang Bar
Steel Bar (Powdercoat Gray Finish)
Rated to hold over 150 lbs.


Closed Upright
Approx. 1 7/8" thickness



3" Drawer
Approx. 3 3/4" h Solid Hemlock Front

6" Drawer
Approx. 7 3/4" h Solid Hemlock Front

9" Drawer
Approx. 10 3/4" h Solid Hemlock Front



Uprights
Solid Hemlock



Holes are spaced on 1" increments to accept steel pins that support all of our components.

Holes are drilled top and bottom in the upright for bolting to cross rails.

Cross Rails
Solid Hemlock




Cross rails bolt to uprights to form frames. Two rails at 3" high are used on the bottom. Two rails at 1 3/8" are used at the top. Uprights on ends use Allen Head Bolts to connect. Shared uprights in the middle use All-thread bolts to connect.

Drawers

Solid Hemlock Drawer Front
Solid Maple Drawer Box

3/4" thick
Drawer Front
Solid Hemlock

5/8" Thick
solid wood sides



German dovetail joints on all 4 sides.

Accuride Full Extension Smooth Closing Slides

NOTE:
Drawer Boxes ONLY come in Clear Finish.
Drawer fronts available in 9 finish options.

Hardware & Finish Options

Standard Pull Options for Drawers and Doors:

Choose from our 6 pull options or use your own hardware



9 Finish Options:



Wood Sample Kits are available online at LundiaUSA.com or SimpleCloset.com

Price Category 1: Unfinished, Sanded

Price Category 2: Clear Finish

Price Category 3: Tinted & Painted Finishes

Choose from White Wash, Painted White, Pecan, Cherry, Cordovan, Gray Wash or Black

Note: We do not offer Custom Finishes (choose unfinished to customize yourself)

You can mix and match any of our finishes



We use
SHERWIN-WILLIAMS®
Kem Aqua Plus: Low VOC, Water Based



Design Tips

Getting Started:

Measure your walls and then determine frames that will best fit into your space. Begin with a Starter Frame and then use Add On Frames until your space is full. Include an additional space of 1 3/4" to allow room for the final set of bolts. If it is less than this, you can use our "End Frame Connection Kit" to bolt together the last frame. We recommend removing baseboards when possible (our system will cover any existing baseboards). Then use any extra baseboard material to reinstall up to our furniture style frames. If you prefer to keep your baseboards, you can still use our system. Just be sure to measure the dimension between baseboards, not your walls. With baseboards, you will also need to use our "L Bracket" wall anchors or a wall cleat as there will be a gap between the back wall and the frame.

Anchoring Frames to Walls:

Our system sits on the floor like a piece of furniture. You will still need to add some wall anchors to prevent any possible tip-over (Required with any installation using drawers). Pulling out a full extension drawer can risk tip-over of the frame if it is not secured to the wall. We offer several wall attachment options:

1. Drill pilot holes in the solid wood cross rails and screw into your walls with proper anchors or attachment to studs (No brackets are required for this).
2. Use our "Standard Wall Mount Bracket" as shown to attach to your walls.
3. Use our "L Bracket Wall Mount Kits" if you are keeping your baseboards.

Reminder: Our frames do not come with a top or bottom shelf (sold separately).

Shared Uprights:

Whenever you have an Add On Frame you are using a shared upright. This means components are being supported by the same upright between frames. If you are using display shelves next to drawers we recommend using two Starter Frames side by side instead of an Add On Frame. Display shelves are angled and require more room to adjust.

Adding Drawers:

Our drawers are available up to 36"wide. We do not make 42" or 48"wide drawers. If you have drawers side by side (see image) they must match in height when using a "Shared Upright". If you want to use different height drawers side by side, you will need to use two Starter Frames instead of a Starter and Add On. Important: Drawer fronts are taller than the drawer box. Reference "Specifications" page to know how much actual height will be needed for each drawer.

Hanging Clothes:


Our standard 84"high frame provides for double hanging. A typical shirt or top will fit within a 32" to 35 1/2"high space. A top hang bar will be 4 1/2" from the top of a frame. This provides approximately 36" to the middle of the frame, leaving more than 36" of height below for a second row of hanging. If you are using a frame for single hanging or long hanging you can add additional shelves above or below. Reminder: We have taller frames if more height is desired.

Most garments will require approximately 20 1/2" of depth from your wall. This means that garments will come out approximately 5 1/2" beyond our 15"deep frame.

Reminder: We have deeper frames if more depth is desired. Use our 24"deep units if you want doors in front of hanging clothes. On 18"deep units, clothes will extend approximately 2 1/2" beyond the front of the frame.

Windows:

Fill space under a window with our lower height frames. We offer bench seating (18"high) or dresser heights (24", 36", 48" or 60") Note: You may also place a tall frame in front of a window which still allows light through our open back.



What some of our clients have to say:

I hope this message finds you well. Our closet was put together yesterday. I just L.O.V.E. it! Starting right from the beginning, as we started emailing, my experience with your company has been exemplary. Your interaction is professional yet cordial. Once we placed our order, I eagerly awaited "The Arrival". And, when it made its appearance a few days ago, it did so showing thoughtful care. The boxes were clearly labeled and neatly wrapped. When we unboxed the system, we uncovered further evidence of pride in workmanship and product. The pieces were well protected with minimal packaging. There was no fumbling around wondering where a piece was because it was all labeled! Similarly, the directions that you included made the installation process a dream. Thanks to measuring -- more than twice ;) -- it all fit . . . like it was supposed to. The end product -- our finished closet, looks really beautiful. I am sorry that it is our personal closet since I would love to show it off to the entire world. Your design has an elegance to it since there are no wasted materials included. AND -- THE BEST PART -- when you walk by the closet it smells like WOOD!!! Yes, actual wood!!! ?? A bit of the forest in our home. Thank you and all of your team who worked to create this wonderful product!! We really, really are appreciative of a business that takes pride in what they do -- that, in and of itself, is almost (sadly) a lost art in today's world. With great appreciation to all at Lundia,
Deborah C., Hope Sound, Florida

Just a note to let you know that we have finally finished installing our closets and I am very happy to say that they look GREAT! The material is top quality and the stain finish blends perfectly with our home decor. It is obvious that your closets were professionally made and packaged. We are extremely glad that we chose your company over previously considered ones for this project. Thank you,
Maria & Michael M., Burlingham, New York

I was looking to build a unit to house my computers and peripherals and researched on line and found Lundia USA - manufacturers of solid wood, toxic free, environmentally responsible furniture systems. I contacted the sales office and spoke with a very courteous and experienced sales person who patiently listened to what I was looking for and within a very short period sent me a drawing that would cover my requirement. After a few size adjustments I placed the order I received the complete unit very well packed and with no damage to the components. The quality of the wood and the finish was of exceptionally high quality, the components were very well designed and engineered and the set up instructions were very easy to follow. All parts matched per instructions and the fitment was flawless. I am extremely impressed with the service, the staff and quality of the finished components, I give 10 Stars. For all my future requirements, it will be no one but Lundia!!!
Manucher D., Olney, Maryland

We just installed a Lundia closet system in our home. The whole "Lundia" experience has been very positive beginning with the design. Their support staff was very quick to answer my questions, (lots and lots of questions). Their suggestions were spot on and saved us a lot of time and money. Every Lundia employee I spoke to had installed Lundia products in their own homes which, in my opinion, speaks to the quality of the product and provides support from folks that have actually assembled the systems. It's hard for some folks to do but, taking the time to read ALL of the assembly instructions before opening any boxes is a huge help. Also, as I was assembling our closet, I contacted Lundia a few times with questions that were answered immediately which was greatly appreciated. We ordered the Clear Finish material.

A few notes about our experience:

Pros:

Reading all the assembly instructions first was a huge help.

Material was package very well. All the boxes were very clearly labeled with full description of package contents. Package labeling was a huge help during assembly.

Support staff provided helpful, accurate information in a very timely manner.

Quality of the finish was better than we expected.

Quality of the milled and drilled sections was excellent and very repeatable. (this is very important when assembling shelves using this type of shelf pin hardware).

Because of the consistency of the high quality fabrication, the assembly process was actually enjoyable and did not take much time.

Cons:

I'm getting a feeling my wife feels an uncontrollable desire to fill my vacant shoe spaces with NEW SHOES for HER!!

Peter F., Lancaster, Pennsylvania

We shopped locally and online for a closet system as custom a design as possible AND wanted real wood, NOT plastic covered particle board. Custom wood cabinet makers were prohibitively expensive...LUNDIA was a great alternative. The LUNDIA design, function and pricing was comparable to the many closet system company options except the LUNDIA closet system is all wood. The finished product (ours was cherry stained) is clearly well made, engineered, inspected and without defects-- the packaging of the entire system was itself remarkable. Assembly was not difficult though we went slowly to measure out even shelf spacing. The finished product looks great, is sturdy and remarkably functional. Don't forget to ask for closed end panels for the closet sides to the open shelving, though the design team will undoubtedly suggest this as an option. Very happy overall with LUNDIA !

John O., San Francisco, California

After 20 years of having semi-adjustable "conventional" furniture store bookcases that did not hold all my books, I stumbled across Lundia in an Internet search. That was the best thing I have found in years! The shelves are totally adjustable (holes every inch to adjust shelves to fit your books). They are solid wood, but very light weight. I am a 64 year old, small built woman, who was able to put the shelving together myself and move it by myself to the area I needed it in. The previously owned conventional shelves were extremely heavy and did not hold all of my books. Lundia shelving holds every one of my books w/room to spare! This shelving is amazing! I am a true and dedicated believer in Lundia shelving and will recommend this company to everyone!
Dianne G., New Hill, North Carolina



Toll Free in the USA: (888) 989-1370
Canada/International: (909) 599-1370
www.LundiaUSA.com Primary website
www.SimpleCloset.com Closet website
www.RecomGroup.com Corporate website



Toxin Free Home



The mark of responsible forestry



Lundia USA is part of The Recom Group, Inc., An INC 500 Company
449 Borrego Court, San Dimas, California 91773 Phone: (909) 599-1370 Fax: (909) 599-2291

